

Investment Monthly

When rates plateau, markets focus on growth differentials

October 2023



Key takeaways

- ◆ As we believe the Fed is done with rate hikes, the question now lies in the length of time of the “rate plateau” and markets should turn their focus on growth differentials. The resilient US economic and earnings outlook supports our preference for US stocks over Europe, and we continue to diversify our sector exposure to IT, consumer discretionary, industrials and healthcare.
- ◆ With real rates standing at 18-year highs, we see opportunities in US Treasuries and global IG credit with medium durations to lock in attractive yields for longer. Higher rates for longer may lead to further credit tightening which is less favourable to high yield, and we thus reiterate our preference for quality bonds.
- ◆ India stands out as a bright spot in Asia with its strong structural growth, favourable demographics and focus on digitalisation. Strong earnings prospects warrant their higher valuations and our overweight on Indian stocks, particularly in banks and IT companies. The inclusion of local sovereign bonds by JP Morgan in their GBI-EM benchmark indices presents attractive opportunities in Indian local currency bonds. The investment case for both equities and bonds in India is compelling and we maintain our broad-based exposure to capture the dynamic growth in Asia.



Willem Sels
Global Chief Investment Officer,
HSBC Global Private Banking and
Wealth



Lucia Ku
Global Head of Wealth Insights
HSBC Wealth and Personal
Banking

Asset class	6-month view	Comment
Global equities	▶	The global slowdown in economic activity is less severe than expected but divergent economic growth, persistent inflation and higher interest rates remain headwinds. We prefer the US, ASEAN and India and focus on quality.
Government bonds	▶	We believe peak rates and slow global growth should support government bond performance.
Investment grade (IG) corporate bonds	▲	We maintain our overweight as spreads adequately compensate investors and prefer medium durations to lock in yields at high levels for longer.
High yield (HY) corporate bonds	▶	We prefer investment grade over high yield as reduced bank lending could lead to fears of higher default rates, which should cause high yield spreads to widen.
Gold	▶	While peak interest rates can provide some support, the strengthening dollar may be an obstacle for gold.

▲ “Overweight” implies a positive tilt towards the asset class, within the context of a well-diversified, typically multi-asset portfolio.

▼ “Underweight” implies a negative tilt towards the asset class, within the context of a well-diversified, typically multi-asset portfolio.

▶ “Neutral” implies neither a particularly negative nor a positive tilt towards the asset class, within the context of a well-diversified, typically multi-asset portfolio.

Icons: ↑ View on this asset class has been upgraded; ↓ View on this asset class has been downgraded.

Talking points

Each month, we discuss 3 key issues facing investors

1. What are the implications of policy rate plateau in the US?

- ◆ The Fed pause in its September meeting indicated that policy makers have shifted their focus from rate hikes to how long they should leave policy rates at the peak (the “rate plateau”). Given falling core inflation and the lagged effects of all the rate hikes, we believe the Fed is done with the hikes although markets have priced in a 50% chance of one more hike this year. We expect policy rates to remain unchanged at 5.25-5.50%, with 0.5% in rate cuts starting in Q3 2024.
- ◆ Rate plateaus are historically good for riskier assets in the 6 to 12 months following the final rate hike. The end of the hikes also means that policy rates will now give less direction to markets, and the focus should turn to economic growth. The US economy is well supported by a resilient labour market, falling inflation and the stimulus of the Biden administration (e.g. the Inflation Reduction Act which supports re-shoring and other activities), reinforcing our view of a soft landing this year.
- ◆ **We maintain our preference for the US over Europe**, focusing on companies that can deliver on earnings. Although the end of the rate hikes should ease the headwinds for growth stocks, we diversify our sector exposure to **IT, consumer discretionary, industrials and healthcare to capture the growth potential**. We have also shifted to a bullish USD stance.

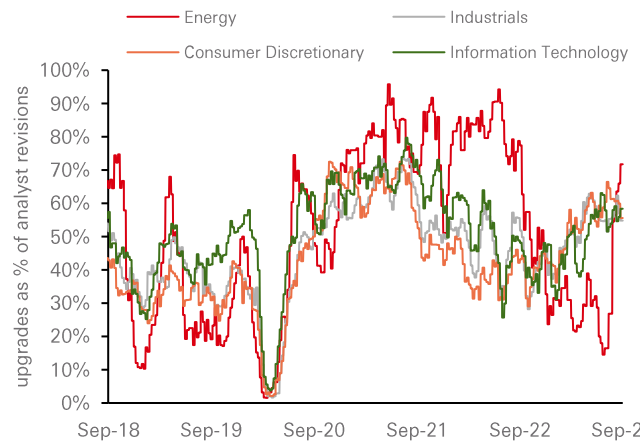
2. What is our bond outlook amid a “higher for longer” scenario?

- ◆ The end of the hike cycle has historically signalled the peak in bond yields, which is negative for cash but constructive for bonds. Peak policy rates and high real yields, which are currently at 18-year highs, support our preference for high quality bonds.
- ◆ Our overweight positions in bonds include US Treasuries, investment grade credit and selective EM hard currency corporate bonds with a medium duration preference (5-7 years) to lock in attractive yields for longer, while the dovish BoE tone allows us to go longer for UK gilts (medium-to-long).
- ◆ The longer rates stay elevated, the more the tightening of lending conditions, which is less favourable to the weaker and lower-rated companies and will potentially lead to higher default rates. We continue to prefer investment grade over high yield, which appears expensive relative to investment grade, especially in USD.

3. What makes India stand out in Asia?

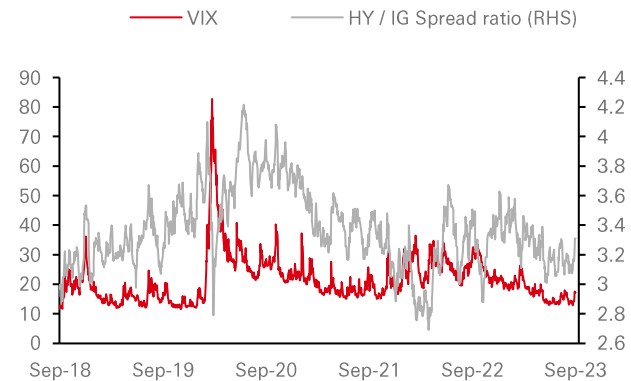
- ◆ Asia remains attractive because of its improving fundamentals, domestic momentum and less inflationary pressure, leaving room for central banks to loosen monetary policies. **We remain overweight on Asia ex Japan equities** and adopt a broad-based exposure to capture growth momentum.
- ◆ Within the region, India is a bright spot with its strong structural growth, favourable demographics and focus on digitalisation. According to Bloomberg, consensus 2024 earnings growth is projected at 16% y-o-y, supported by a potential rebound in rural demand and margin expansion. **We overweight Indian stocks and prefer banks and IT companies.**
- ◆ The Indian bond markets should benefit from the inclusion of their local sovereign bonds by JP Morgan in their GBI-EM benchmark indices. The move is expected to attract more than USD20bn from local and foreign investors, **providing attractive opportunities in Indian local currency bonds**. We are turning more bullish despite short-term inflationary pressures, and foresee further strengthening of the macroeconomic backdrop, the local economy and the rupee.

Chart 1: US earnings momentum is positive in IT and other sectors, supporting broad-based exposure



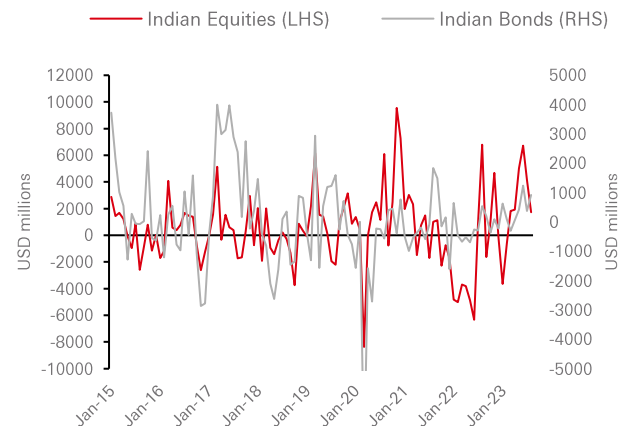
Source: Bloomberg, HSBC Global Private Banking and Wealth as at 25 September 2023. Past performance is not a reliable indicator of future performance.

Chart 2: A long rate plateau could hurt high yield while investment grade should be more resilient



Source: Bloomberg, HSBC Private Banking as at 7 September 2023. Past performance is not a reliable indicator of future performance.

Chart 3: Investment flows continue to be positive for India, in both equities and bonds



Source: IIF, HSBC Global Private Banking as at 25 September 2023.

Asset Class Views

Our latest house view on various asset classes

Asset class	6-month view	Comment
Global equities		
Global	▶	The global slowdown in economic activity is less severe than expected but divergent economic growth, persistent inflation and higher interest rates remain headwinds. We prefer the US, ASEAN and India and focus on quality.
United States	▲	Solid economic growth, continued disinflation and potential rate cuts in 2024 are positive for US equities and reinforce market expectations for a soft landing this year. The potential for a government shutdown and ongoing strikes may create short-term volatility.
United Kingdom	▶	Weak economic momentum, sticky inflation and rising wages remain headwinds for growth but valuations of the equity market remain relatively cheap.
Eurozone	▼	Services and manufacturing data continue to weigh on growth. Sticky inflation and high exposure to China are obstacles for European stocks. Germany is hard hit by weak local demand and high exposure to China.
Japan	▶	While cyclical indicators are supportive, valuations are elevated. We stay neutral on Japanese equities.
Emerging Markets (EM)	▶	Growth momentum is positive in emerging markets, particularly parts of EM Asia and EM LatAm, which benefit from a rebound in tourism and improved fundamentals (including rate cuts in LatAm).
EM EMEA	▼	The region is impacted by high energy prices and weak growth in Europe. Turkey looks relatively attractive on improved macroeconomics and attractive valuations.
EM LatAm	▲	Local rate cuts and the re-industrialisation of North America are positives.
Asia ex Japan equities		
Asia ex-Japan	▲	Asia remains attractive because of its improving fundamentals, domestic momentum and less inflationary pressure. We take broad exposure to Asian markets favouring India and Indonesia and look for selective opportunities in mainland China and Hong Kong.
Mainland China	▶	The resumption of Chinese group tours abroad and improvement in international flight capacity could boost consumer spending, airlines and Macau gaming within the service consumption sector. The property sector remains challenged.
India	▲	Service exports and consumption are still gaining momentum. Long-term structural growth is supported by demographics dividends, manufacturing renaissance and the rise of the middle class.
Hong Kong	▶	Despite new policy measures, the sentiment of the housing market remains weak. That said, valuations are reasonable and we see opportunities in insurance and consumption sectors.
Singapore	▶	We expect ongoing recovery in the travel and consumer-related sectors could potentially absorb some negative impact from the global demand slowdown and prevent Singapore from entering into a recession this year.
South Korea	▶	Weak global demand for goods and the slow recovery in global smartphones remain headwinds to the equity market.
Taiwan	▶	Despite weak global demand and elevated inventory levels, the equity market is supported by a tech and AI-driven rally.
Government bonds		
Developed markets (DM)	▶	We believe peak rates and slow global growth should support government bond performance.
United States	▲	We remain overweight on US Treasuries to capture attractive yields at cycle-peak levels. As we expect 10-year Treasury yields to decline more gradually, we have changed our rate cut projection to start in Q3 2024.
United Kingdom	▲	Gilts remain at attractive levels. With the prospects of rate cuts, we expect further falls in yields and prefer a medium-to-long duration.
Eurozone	▶	EUR investment grade credit of medium duration are attractive on a valuation basis. Credit spreads have shown signs of resilience.
Japan	▼	Based on our central view that the Bank of Japan will remove its Yield Curve Control in 1Q 2024 and absolute yields remain unattractive, we remain underweight on Japanese government bonds.
Emerging Markets (Local currency)	▶	Select opportunities exist as some countries cut rates but much is priced in. We upgrade Indian bonds this month.
Emerging Markets (Hard currency)	▶	Amid higher Treasury volatility, we still find yield but remain selective.
Corporate bonds		
Global investment grade (IG)	▲	We maintain our overweight as spreads adequately compensate investors and prefer medium durations to lock in yields at high levels for longer.
USD investment grade (IG)	▲	We remain overweight on USD investment grade which offers attractive yields on an absolute basis.
EUR and GBP investment grade (IG)	▲	With rates plateauing, we continue to favour investment grade bonds to lock in current attractive yields.
Asia investment grade (IG)	▲	As we believe that US policy rates have peaked, we prefer high quality names to lock in yields at current levels, including Indian IGs, Indonesian quasi-sovereign IGs, South Korean issuers and select banks and insurers in Asia.
Global high-yield (HY)	▶	We prefer investment grade over high yield as reduced bank lending could lead to fears of higher default rates, which should cause high yield spreads to widen.
US high-yield (HY)	▶	Tighter financial conditions weigh on company margins and increase the risk of defaults. We remain selective and prefer quality issuers with strong market positions and manageable debt.
EUR and GBP high-yield (HY)	▶	Weak earnings growth and rising defaults remain headwinds, which are not priced in credit spreads.
Asia high-yield (HY)	▶	We remain negative on Chinese property-related high yield bonds and expect default rate to rise.
Commodities		
Gold	▶	While peak interest rates can provide some support, the strengthening dollar may be an obstacle for gold.
Oil	▶	The combination of tighter fundamentals and improved market sentiment will likely keep oil prices elevated in the coming months.

Sector Views

Global and regional sector views based on a 6-month horizon

Sector	Global	US	Europe	Asia	Comment
Consumer Discretionary	▲	▲	▲	▲	Inflationary pressures have eased in many regions. Discretionary spending is improving, especially in the services segment with airlines, hotels, restaurants and resorts benefitting. Automakers are seeing modest improvement in orders. The luxury goods segment reported softer US demand in Q2, but many companies still delivered 20% sales growth, so may see profit taking after a strong run.
Financials	▲	▲	▶	▶	The sector is trading on attractive valuations and high interest rates are fuelling profits for the lenders. Although the interest rate cycle is close to peaking, higher rates are likely to persist. Regional banks face headwinds as mortgage and loan activity declines mainly due to higher interest rates. US financials are expected to benefit from improving fundamentals and low valuations, as well as a pick-up in capital market activity, triggering upgrades to revenue and earnings forecasts.
Industrials	▲	▲	▶	▶	After an optimistic start to the year, slowing economic growth, sticky inflation and the possibility that interest rates will remain elevated are weighing on sector sentiment. China's growth lacks momentum, with demand for industrial goods remaining somewhat muted. Asian industrials continue to lag on a slower regional growth outlook and slower demand. In contrast, US industrials are gaining momentum as reshoring, fuelled by the US's Inflation Reduction Act (IRA) and Creating Helpful Incentives to Produce Semiconductors Act (CHIPS), is boosting activity.
Information Technology	▲	▲	▲	▲	Improved business and consumer sentiment is driving demand in certain sub-segments including digital, AI and automation. Fundamentals continue to improve with solid Q2 sales and earnings reported to date while cloud computing growth is showing signs of slowing from elevated levels.
Communications Services	▶	▶	▼	▲	The fundamentals remain positive, particularly in the US where earnings growth is expected to be strong, and valuations remain attractive even after a strong YTD performance. The outlook in Europe, which is more focused on telecom services, remains challenging. Asia offers a more attractive risk-return profile due to its low valuations and stabilising regulatory environment.
Materials	▶	▶	▶	▶	Weak demand coupled with rising energy and feedstock prices remain major headwinds for base metals and chemicals producers. Unsurprisingly, sector stock valuations are depressed. Demand for commodities for electrification (EVs, tech and renewables) continues to be supportive.
Real Estate	▼	▼	▶	▼	The sector is challenged by rising interest rates and softening demand in many categories. In China, the sector is again entering a period of uncertainty. As a result, overall activity has declined, with new build projects being delayed because of uncertain demand and spiralling costs.
Consumer Staples	▶	▶	▶	▲	Global and European consumer staples are experiencing a more challenging pricing environment, especially as cost pressures have receded. Following last year's above-inflation price rises, tough YoY comparables and full valuations, we expect lack-lustre results going forward. We focus on quality stocks with strong brands and more resilient pricing power.
Energy	▶	▶	▲	▶	OPEC+ continues to tighten oil supplies, leading to higher oil and gas prices. Stock performance has somewhat lagged as markets question the sustainability of higher prices. Valuations remain very low relative to other sectors despite robust cash flow and stable high dividends.
Healthcare	▶	▲	▶	▼	We remain positive on the US sector and expect earnings and sales growth to pick-up in the next 12 months on new product launches and less challenging YoY comparables for some companies following major patent expirations. In Asia, valuations remain elevated, trading well above historical levels.
Utilities	▶	▼	▲	▶	European sector valuations remain attractive with supportive earnings revisions. The US Inflation Reduction Act (IRA) and Europe's green initiatives should continue to be supportive. Stable earnings/cash flow characteristics and high dividend yielding stocks appeal to more cautious investors.

Disclaimer

This document or video is prepared by The Hongkong and Shanghai Banking Corporation Limited ('HBAP'), 1 Queen's Road Central, Hong Kong. HBAP is incorporated in Hong Kong and is part of the HSBC Group. This document or video is distributed and/or made available by HSBC Bank Canada (including one or more of its subsidiaries HSBC Investment Funds (Canada) Inc. ("HIFC"), HSBC Private Investment Counsel (Canada) Inc. ("HPIC") and HSBC InvestDirect division of HSBC Securities (Canada) Inc. ("HIDC")), HSBC Bank (China) Company Limited, HSBC Continental Europe, HBAP, HSBC Bank (Singapore) Limited, HSBC Bank Middle East Limited (UAE), HSBC UK Bank Plc, HSBC Bank Malaysia Berhad (198401015221 (127776-V))/HSBC Amanah Malaysia Berhad (20080100642 1 (807705-X)), HSBC Bank (Taiwan) Limited, HSBC Bank plc, Jersey Branch, HSBC Bank plc, Guernsey Branch, HSBC Bank plc in the Isle of Man, HSBC Continental Europe, Greece, The Hongkong and Shanghai Banking Corporation Limited, India (HSBC India), HSBC Bank (Vietnam) Limited, PT Bank HSBC Indonesia (HBID), HSBC Bank (Uruguay) S.A. (HSBC Uruguay is authorised and oversought by Banco Central del Uruguay), HBAP Sri Lanka Branch, The Hongkong and Shanghai Banking Corporation Limited – Philippine Branch, HSBC Investment and Insurance Brokerage, Philippines Inc, and HSBC FinTech Services (Shanghai) Company Limited (collectively, the "Distributors") to their respective clients. This document or video is for general circulation and information purposes only.

The contents of this document or video may not be reproduced or further distributed to any person or entity, whether in whole or in part, for any purpose. This document or video must not be distributed in any jurisdiction where its distribution is unlawful. All non-authorised reproduction or use of this document or video will be the responsibility of the user and may lead to legal proceedings. The material contained in this document or video is for general information purposes only and does not constitute investment research or advice or a recommendation to buy or sell investments. Some of the statements contained in this document or video may be considered forward looking statements which provide current expectations or forecasts of future events. Such forward looking statements are not guarantees of future performance or events and involve risks and uncertainties. Actual results may differ materially from those described in such forward-looking statements as a result of various factors. HBAP and the Distributors do not undertake any obligation to update the forward-looking statements contained herein, or to update the reasons why actual results could differ from those projected in the forward-looking statements. This document or video has no contractual value and is not by any means intended as a solicitation, nor a recommendation for the purchase or sale of any financial instrument in any jurisdiction in which such an offer is not lawful. The views and opinions expressed are based on the HSBC Global Investment Committee at the time of preparation, and are subject to change at any time. **These views may not necessarily indicate HSBC Asset Management's current portfolios' composition. Individual portfolios managed by HSBC Asset Management primarily reflect individual clients' objectives, risk preferences, time horizon, and market liquidity.**

The value of investments and the income from them can go down as well as up and investors may not get back the amount originally invested. Past performance contained in this document or video is not a reliable indicator of future performance whilst any forecasts, projections and simulations contained herein should not be relied upon as an indication of future results. Where overseas investments are held the rate of currency exchange may cause the value of such investments to go down as well as up. Investments in emerging markets are by their nature higher risk and potentially more volatile than those inherent in some established markets. Economies in emerging markets generally are heavily dependent upon international trade and, accordingly, have been and may continue to be affected adversely by trade barriers, exchange controls, managed adjustments in relative currency values and other protectionist measures imposed or negotiated by the countries with which they trade. These economies also have been and may continue to be affected adversely by economic conditions in the countries in which they trade. Investments are subject to market risks, read all investment related documents carefully.

This document or video provides a high level overview of the recent economic environment and has been prepared for information purposes only. The views presented are those of HBAP and are based on HBAP's global views and may not necessarily align with the Distributors' local views. It has not been prepared in accordance with legal requirements designed to promote the independence of investment research and is not subject to any prohibition on dealing ahead of its dissemination. It is not intended to provide and should not be relied on for accounting, legal or tax advice. Before you make any investment decision, you may wish to consult an independent financial adviser. In the event that you choose not to seek advice from a financial adviser, you should carefully consider whether the investment product is suitable for you. You are advised to obtain appropriate professional advice where necessary.

The accuracy and/or completeness of any third-party information obtained from sources which we believe to be reliable might have not been independently verified, hence Customer must seek from several sources prior to making investment decision.

Important Information about HSBC Global Asset Management (Canada) Limited ("AMCA")

HSBC Asset Management is a group of companies, including AMCA, that are engaged in investment advisory and fund management activities, which are ultimately owned by HSBC Holdings plc. AMCA is a wholly owned subsidiary of, but separate entity from, HSBC Bank Canada.

Important Information about HSBC Investment Funds (Canada) Inc. ("HIFC")

HIFC is the principal distributor of the HSBC Mutual Funds and offers the HSBC Mutual Funds and/or the HSBC Pooled Funds through the HSBC World Selection® Portfolio service. HIFC is a subsidiary of AMCA, and indirect subsidiary of HSBC Bank Canada, and provides its products and services in all provinces of Canada except Prince Edward Island. Mutual fund investments are subject to risks. Please read the Fund Facts before investing.

®World Selection is a registered trademark of HSBC Group Management Services Limited.

Important Information about HSBC Private Investment Counsel (Canada) Inc. ("HPIC")

HPIC is a direct subsidiary of HSBC Bank Canada and provides services in all provinces of Canada except Prince Edward Island. The Private Investment Counsel service is a discretionary portfolio management service offered by HPIC. Under this discretionary service, assets of participating clients will be invested by HPIC or its delegated portfolio manager, AMCA, in securities, including but not limited to, stocks, bonds, mutual funds, pooled funds and derivatives. The value of an investment in or purchased as part of the Private Investment Counsel service may change frequently and past performance may not be repeated.

Important Information about HSBC InvestDirect ("HIDC")

HIDC is a division of HSBC Securities (Canada) Inc., a direct subsidiary of, but separate entity from, HSBC Bank Canada. HIDC is an order execution only service. HIDC will not conduct suitability assessments of client account holdings or of the orders submitted by clients or from anyone authorized to trade on the client's behalf. Clients have the sole responsibility for their investment decisions and securities transactions.

Important Information about the Hongkong and Shanghai Banking Corporation Limited, India ("HSBC India")

HSBC India is a branch of The Hongkong and Shanghai Banking Corporation Limited. HSBC India is a distributor of mutual funds and referrer of investment products from third party entities registered and regulated in India. HSBC India does not distribute investment products to those persons who are either the citizens or residents of United States of America (USA), Canada, Australia or New Zealand or any other jurisdiction where such distribution would be contrary to law or regulation.

The following statement is only applicable to HSBC Bank (Taiwan) Limited with regard to how the publication is distributed to its customers: HSBC Bank (Taiwan) Limited ("the Bank") shall fulfill the fiduciary duty act as a reasonable person once in exercising offering/conducting ordinary care in offering trust services/ business. However, the Bank disclaims any guarantee on the management or operation performance of the trust business.

The following statement is only applicable to PT Bank HSBC Indonesia ("HBID"): PT Bank HSBC Indonesia ("HBID") is licensed and supervised by Indonesia Financial Services Authority ("OJK"). Customer must understand that historical performance does not guarantee future performance. Investment product that are offered in HBID is third party products, HBID is a selling agent for third party product such as Mutual Fund and Bonds. HBID and HSBC Group (HSBC Holdings Plc and its subsidiaries and associates company or any of its branches) does not guarantee the underlying investment, principal or return on customer investment. Investment in Mutual Funds and Bonds is not covered by the deposit insurance program of the Indonesian Deposit Insurance Corporation (LPS).

THE CONTENTS OF THIS DOCUMENT OR VIDEO HAVE NOT BEEN REVIEWED BY ANY REGULATORY AUTHORITY IN HONG KONG OR ANY OTHER JURISDICTION.

YOU ARE ADVISED TO EXERCISE CAUTION IN RELATION TO THE INVESTMENT AND THIS DOCUMENT OR VIDEO. IF YOU ARE IN DOUBT ABOUT ANY OF THE CONTENTS OF THIS DOCUMENT OR VIDEO, YOU SHOULD OBTAIN INDEPENDENT PROFESSIONAL ADVICE.

© Copyright 2023. The Hongkong and Shanghai Banking Corporation Limited, ALL RIGHTS RESERVED.

No part of this document or video may be reproduced, stored in a retrieval system, or transmitted, on any form or by any means, electronic, mechanical, photocopying, recording or otherwise, without the prior written permission of The Hongkong and Shanghai Banking Corporation Limited.

Important information on sustainable investing

"Sustainable investments" include investment approaches or instruments which consider environmental, social, governance and/or other sustainability factors (collectively, "sustainability") to varying degrees. Certain instruments we include within this category may be in the process of changing to deliver sustainability outcomes.

There is no guarantee that sustainable investments will produce returns similar to those which don't consider these factors. Sustainable investments may diverge from traditional market benchmarks.

In addition, there is no standard definition of, or measurement criteria for sustainable investments, or the impact of sustainable investments ("sustainability impact"). Sustainable investment and sustainability impact measurement criteria are (a) highly subjective and (b) may vary significantly across and within sectors.

HSBC may rely on measurement criteria devised and/or reported by third party providers or issuers. HSBC does not always conduct its own specific due diligence in relation to measurement criteria. There is no guarantee: (a) that the nature of the sustainability impact or measurement criteria of an investment will be aligned with any particular investor's sustainability goals; or (b) that the stated level or target level of sustainability impact will be achieved.

Sustainable investing is an evolving area and new regulations may come into effect which may affect how an investment is categorised or labelled. An investment which is considered to fulfil sustainable criteria today may not meet those criteria at some point in the future.